



REVISED STARTING
SERIAL # 260110162

PARTS LIST MANUAL



HEAVY-DUTY FLOOR GRINDER / POLISHER



**ELECTRIC MODEL 2D-HDE
SKU # 58100 & 58100F**

**READ AND UNDERSTAND THE OPERATOR'S SAFETY MANUAL THOROUGHLY
BEFORE ATTEMPTING TO OPERATE THIS EQUIPMENT.**

Death or serious injury could occur if this machine is used improperly.
Machine specific Operator's Instruction Manuals are offered at edcoinc.com/customer-support



EQUIPMENT DEVELOPMENT COMPANY, INC.

100 Thomas Johnson Drive, Frederick, MD 21702-4600 USA
Phone: 800-638-3326 or 301-663-1600 • Fax: 800-447-3326 or 301-663-1607
Website: www.edcoinc.com • E-mail: techsupport@edcoinc.com

Printed in USA
JWA ©2026



SAFETY INFORMATION



SAFETY MESSAGES

• Safety Instructions are preceded by a graphic alert symbol of DANGER, WARNING, or CAUTION.



Indicates an imminent hazard which, if not avoided, will result in death or serious injury.



Indicates an imminent hazard which, if not avoided, can result in death or serious injury.



Indicates hazards which, if not avoided, could result in serious injury and or damage to the equipment.

GASOLINE / PROPANE POWERED EQUIPMENT



• Engine exhaust from this product contains chemicals known to the State of California to cause cancer, birth defects or other reproductive harm.



• Tilting a gasoline powered machine fitted with an EPA approved vented charcoal filter gas cap, beyond 20° can cause fuel leakage. If a leak occurs, do not start or run the engine until the leak is fixed. Eliminate all other ignition sources in the immediate area (no smoking, flares, sparks or flames). Use approved gasoline absorbing material to contain the fuel leakage. Then use clean, non-sparking tools to collect absorbed materials then dispose of these contaminants properly.



• Gasoline is extremely flammable and poisonous. It should only be dispensed in well ventilated areas, and with a cool engine.

• Small gasoline engines produce high concentrations of carbon monoxide (CO) example: a 5 HP 4 cycle engine operation in an enclosed 100,000 cu. ft. area with only one change of air per hour is capable of providing deadly concentrations of CO in less than fifteen minutes. Five changes of air in the same area will produce noxious fumes in less than 30 minutes. Gasoline powered equipment should not be used in enclosed or partially enclosed areas. Symptoms of CO poisoning include, head-ache, nausea, weakness, dizziness, visual problems and loss of consciousness. If symptoms occur - get into fresh air and seek medical attention immediately.

- Never refuel a hot engine or an engine while it is running.
- Engines are shipped from factory without fuel/oil.



• Propane is extremely flammable and is heavier than air and tends to settle in low areas where a spark or flame could ignite gas. DO NOT start or operate this propane engine in a poorly ventilated area where leaking propane gas could accumulate and endanger safety of persons in area. If headache develops, shut off machine. Have it checked for carbon monoxide emissions by a qualified technician before using it again. To ensure personal safety, installation and repair of propane fuel supply systems must be performed only by qualified technicians. Carbon monoxide emissions from this machine are greatly increased due to a dirty combustion air cleaner.

ELECTRICAL POWERED EQUIPMENT



Extreme care must be taken when operating electric models with water present: Ensure power cord is properly grounded, is attached to a Ground-Fault-Interrupter (GFI) outlet, and is undamaged.

- Check all electrical cables - be sure connections are tight and cable is continuous and in good condition. Be sure cable is correctly rated for both the operating current and voltage of this equipment.
- Improper connection of the equipment grounding conductor can result in a risk of electric shock. Check with qualified electrician or service person if there is any doubt as to whether the outlet is properly grounded. Adhere to all local codes and ordinances.
- NOTE: In the event of a malfunction or breakdown, grounding provides a path of least resistance for the electric current to dissipate. The motor is equipped with a grounded plug and must be connected to an outlet that is properly installed and properly grounded. DO NOT modify the plug provided on the motor. If the plug does not fit the outlet have a qualified electrician install the proper receptacle.

ELECTRICAL POWERED EQUIPMENT CONTINUED

- Do not disconnect power by pulling cord. To disconnect, grasp the plug, not the cord.
- Unplug power cord at the machine when not in use and before servicing.
- Switch motor OFF before disconnecting power.
- Never use frayed, damaged, taped or under rated extension cords. Electrical shock could result in death or serious injury to the operator and damage to the equipment.
- Assure you are using the proper extension cord length.

GENERAL INSTRUCTIONS

- Equipment should only be operated by trained personnel in good physical condition and mental health (not fatigued). The operator and maintenance personnel must be physically able to handle the bulk weight and power of this equipment.
- This is a one person tool. Maintain a safe operating distance to other personnel. It is the operators' responsibility to keep other people (workers, pedestrians, bystanders, etc.) away during operation. Block off the work area in all directions with roping, safety netting, etc. Failure to do so may result in others being injured by flying debris or exposing them to harmful dust and noise.
- This equipment is intended for commercial use only.
- For the operator's safety and the safety of others, always keep all guards in place during operation.
- Never let equipment run unattended.



- Personal Protection Equipment and proper safety attire must be worn when operating this machinery. The operator must wear approved safety equipment appropriate for the job such as hard hat and safety shoes when conditions require. Hearing protection MUST be used when operational noise levels of this equipment may exceed 85db. Eye protection MUST be worn at all times.



Keep body parts, loose clothing and accessories away from moving parts. Failure to do so could result in dismemberment or death.

- Do not modify the machine.
- Stop motor/engine when adjusting or servicing this equipment. Maintain a safe operating distance from flammable materials. Sparks from the cutting-action of this machine can ignite flammable materials or vapors.



DUST WARNING



Some dust created by power sanding, sawing, grinding, drilling, and other construction activities contains chemicals known to cause cancer, birth defects, or other reproductive harm. Materials being removed can be toxic or hazardous. A breathing respirator is required to help protect the operator. Some examples of these chemicals are:

- Lead from lead-based paints.
 - Crystalline silica from bricks, concrete and other masonry products.
- Your risk of exposure to these chemicals varies depending on how often you do this type of work. To reduce your risk: work in a well ventilated area, use a dust control system, such as an industrial-style vacuum, and wear approved personal safety equipment, such as a dust/particle respirator designed to filter out microscopic particles.
- See more on the importance of dust prevention and silica warnings at: osha.gov/silica
 - Written exposure plans are provided at <http://www.edcoinc.com/written-exposure-control-plans/>



PARTS LIST MANUAL



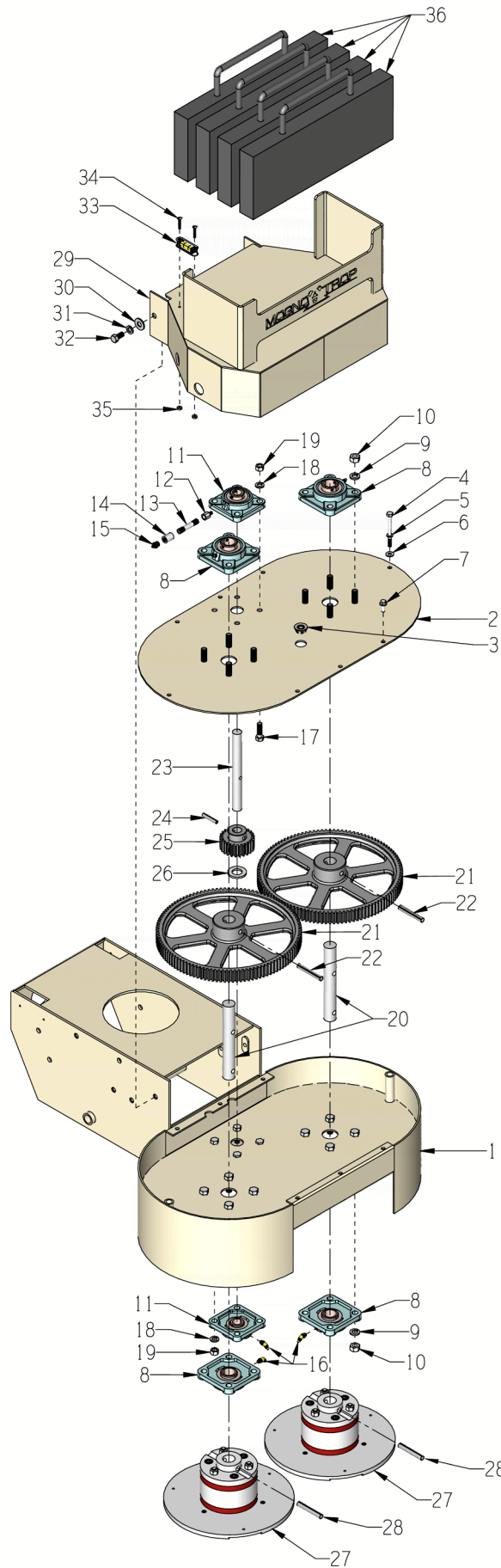
HEAVY-DUTY FLOOR GRINDER/POLISHER

ELECTRIC MODEL

TABLE OF CONTENTS

<u>Section</u>	<u>Page Number</u>
Safety Information	2
Illustration 1: Main Grouping	4, 5
Illustration 2: Handle & Wheel Carriage Grouping	6, 7
Illustration 3: Skirt, Vacuum Port & Water Hook-Up Grouping	8, 9
Illustration 4: Vacuum Baffle with Seal	9
Illustration 5: Standard Grinding Disc Assembly	10
Illustration 6: Optional Polishing Disc Assembly	11
Illustration 7: Motor & Belt Drive Grouping for 5 HP 60 Hz Units	12, 13
Wiring Illustration for Switch and Motor Junction Box	14
Wiring Diagram for Switch	15
Wiring Diagram for Single-Phase 60Hz Motor	16
Decal Sheet P/N 92223-1	17
MAGNA-TRAP Tooling	18 - 22
Limited Equipment Warranty of Sale	23
EDCO Online Customer Support	24

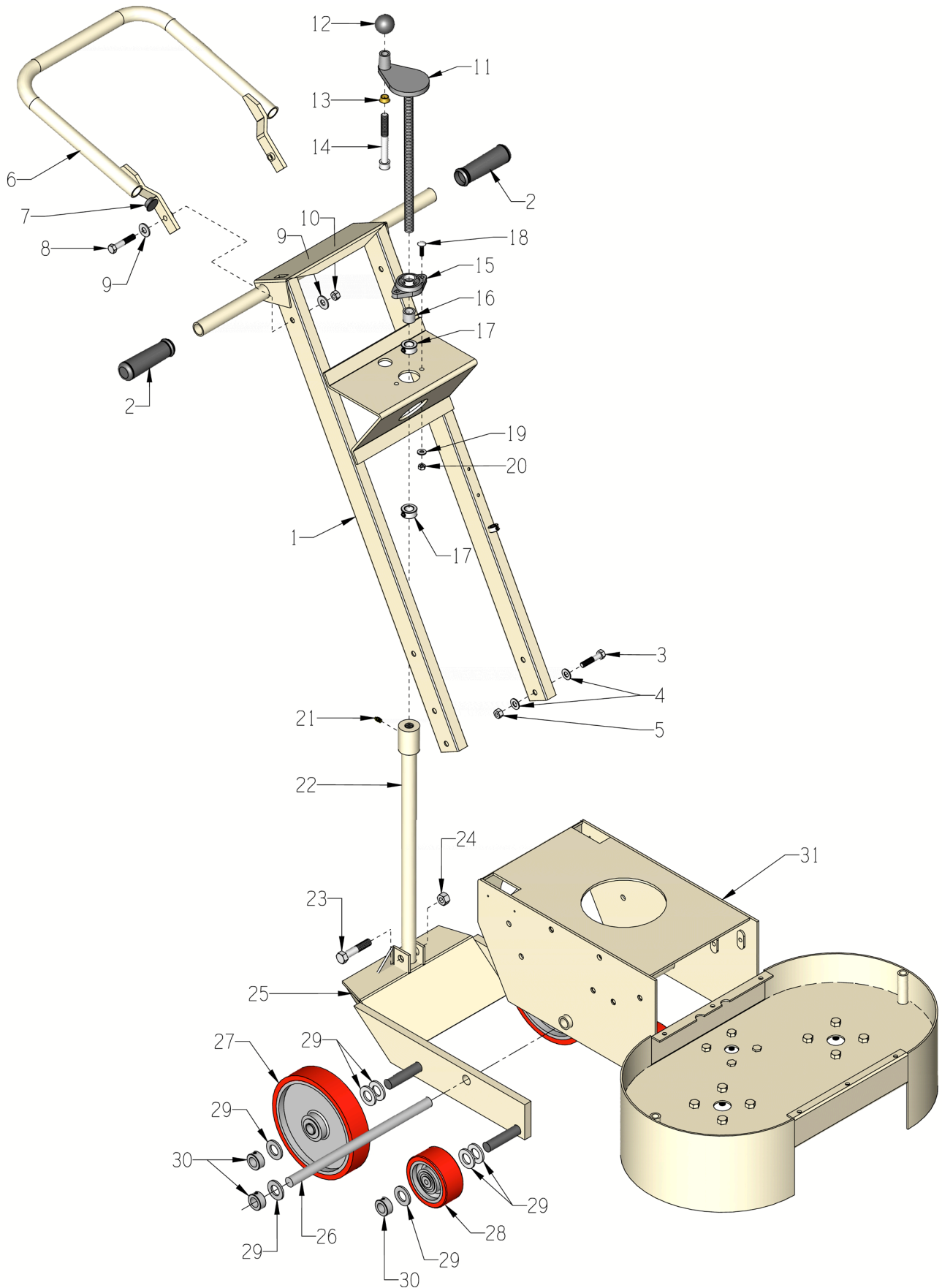
ILLUSTRATION 1: MAIN GROUPING



Note:
See pages 18 - 22 for available
MAGNA-TRAP® Tooling.

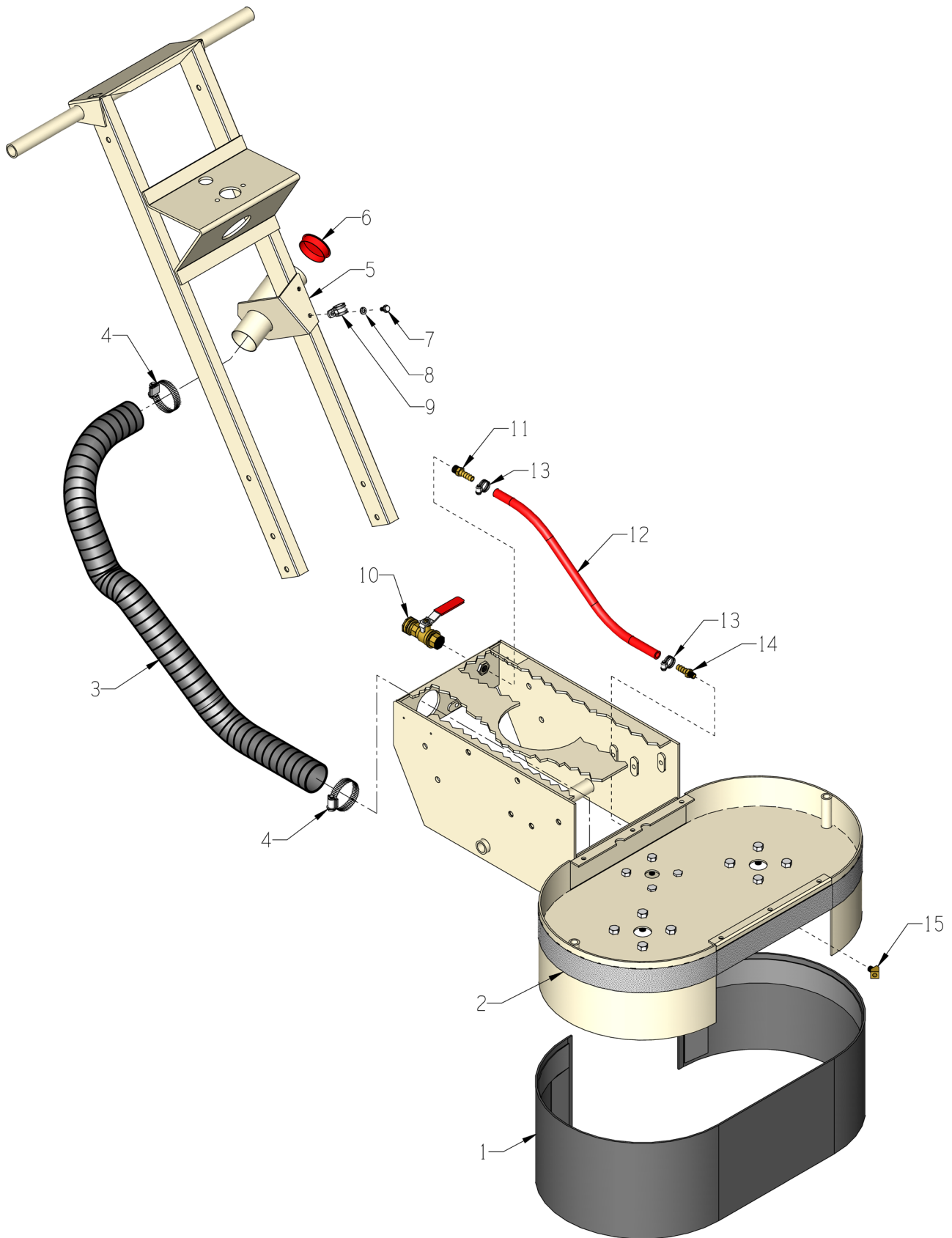
PARTS LISTING			
ILLUSTRATION 1: MAIN GROUPING			
ITEM #	PART #	DESCRIPTION	QTY.
1	77501	MAIN FRAME, 2DHD	1
2	77502	COVER, GEAR CASE, 2DHD	1
3	10005	PLUG, HOLE 7/8" BRIGHT ZINC	1
4	10475	SCREW, CAP 1/4-20 X 3-1/4 ZINC	2
5	10038	WASHER, LOCK 1/4 ZINC	2
6	10602	WASHER, FLAT 1/4 SAE ZINC	2
7	11811	BOLT, FLANGE 1/4-20 X 3/4 ZINC	6
8	77008	BEARING, BALL 1" 4-HOLE FLANGE, ND	4
9	10450	WASHER, LOCK 7/16 ZINC	16
10	10481	NUT, HEX 7/16-20 ZINC	16
11	77009	BEARING, BALL 3/4" 4-HOLE FLANGE	2
12	50541	ADAPTER, GREASE FIT. 1/8PT X 1/4-28	1
13	10699	PIPE NIPPLE 1/8NPT X 2" (BLACK)	1
14	10585	PIPE COUPLING 1/8 NPT (BLACK STEEL)	1
15	10953	FITTING, GREASE 1/8 NPT STRAIGHT	1
16	10960	FITTING, GREASE 1/4-28 X 45°	3
17	10309	SCREW, CAP 3/8-24 X 1-1/4 ZINC	4
18	10811	WASHER, LOCK 3/8 ZINC	8
19	10014	NUT, HEX 3/8-24 ZINC	8
20	77346	SHAFT, LARGE GEAR 1"DIA X 7"L	2
21	77012	GEAR, SPUR 112 TOOTH (DRIVEN)	2
22	63056	PIN, H.D.COILED SPRING 3/8 X 2-1/2	2
23	77011	SHAFT, PINION GEAR 3/4DIA X 7-3/8"L	1
24	10037	PIN, ROLL 1/4 X 1-1/2	1
25	77053	GEAR, SPUR 25 TOOTH (PINION)	1
26	10009	WASHER, FLAT 3/4 SAE ZINC	1
27	101201	MT GRINDING DISC ASSY. (REFER TO ILLUS. 4 FOR BREAKDOWN)	2
28	10007	PIN, ROLL 3/8 X 2-1/2	2
29	77505	HOOD, 2D-HDE	1
30	10025	WASHER, FLAT 3/8 SAE ZINC	2
31	10811	WASHER, LOCK 3/8 ZINC	2
32	10907	SCREW, CAP 3/8-16 X 3/4 ZINC	2
33	59117	LEVEL, SCREW ON	1
34	11871	SCREW, MACHINE FHP 8-32 X 1-1/4	2
35	10462	NUT, KEPS LOCK 8-32 ZINC	2
36	77506	WEIGHT BLOCK, 40 LB.	4

ILLUSTRATION 2: HANDLE & WHEEL CARRIAGE GROUPING



PARTS LISTING			
ILLUSTRATION 2: HANDLE & WHEEL CARRIAGE GROUPING			
ITEM #	PART #	DESCRIPTION	QTY.
1	77507	HANDLE BAR, 2DHDE-5B	1
2	10608	GRIP, HAND 1" MODEL AT	2
3	10029	SCREW, CAP 3/8-24 X 1-3/4 ZINC	4
4	10025	WASHER, FLAT 3/8 SAE ZINC	8
5	10004	NUT, HEX LOCK 3/8-24 ZINC	4
6	77508	HANDLE EXTENSION, 2D-HDE/P	1
7	77528	PLUG, BLACK 1"RD. TUBING 10-14 GA.	2
8	10030	SCREW, CAP 3/8-24 X 2	2
9	10025	WASHER, FLAT 3/8 SAE ZINC	4
10	10004	NUT, HEX LOCK 3/8-24 ZINC	2
11	65019	HANDWHEEL, SMALL W/ 5/8-8 X 13"ROD	1
12	14023	KNOB, BALL 1-3/8 W/ 1/2-13THD, BLK.	1
13	50550	SLEEVE, BRASS 1/2" TAPERED	1
14	10346	SCREW, SKT. HD. CAP 1/2-13 X 4-1/2	1
15	80009	BEARING, BALL 5/8" 2-HOLE (NO G.F.)	1
16	55010	SPACER, HANDWHEEL 5/8"ID X 3/4"L	1
17	10096	COLLAR, LOCKING 5/8"ID	2
18	10412	BOLT, CARRIAGE 1/4-20 X 1 ZINC	2
19	10602	WASHER, FLAT 1/4 SAE ZINC	2
20	10861	NUT, KEPS LOCK 1/4-20 ZINC	2
21	10808	FITTING, GREASE 1/4-28 STRAIGHT	1
22	77511	LINKAGE, LOWER, 2D-HDE	1
23	10343	SCREW, CAP 1/2-20 X 2-1/2	1
24	10154	NUT, HEX NYLON LOCK 1/2-20 ZINC	1
25	77510	CARRIAGE, WHEEL, 2D-HDE/P	1
26	77537	FORK SHAFT 3/4"DIA. X 13-3/4"L	1
27	68008	WHEEL 8 X 1-5/8 X 3/4"BRG., POLY	2
28	77520	WHEEL 4 X 1-1/2 X 3/4"BRG., POLY	2
29	10009	WASHER, FLAT 3/4 SAE ZINC	14
30	10428	COLLAR, LOCKING 3/4"ID	6
31	77501	MAIN FRAME (REFER TO ILLUS. 1)	1

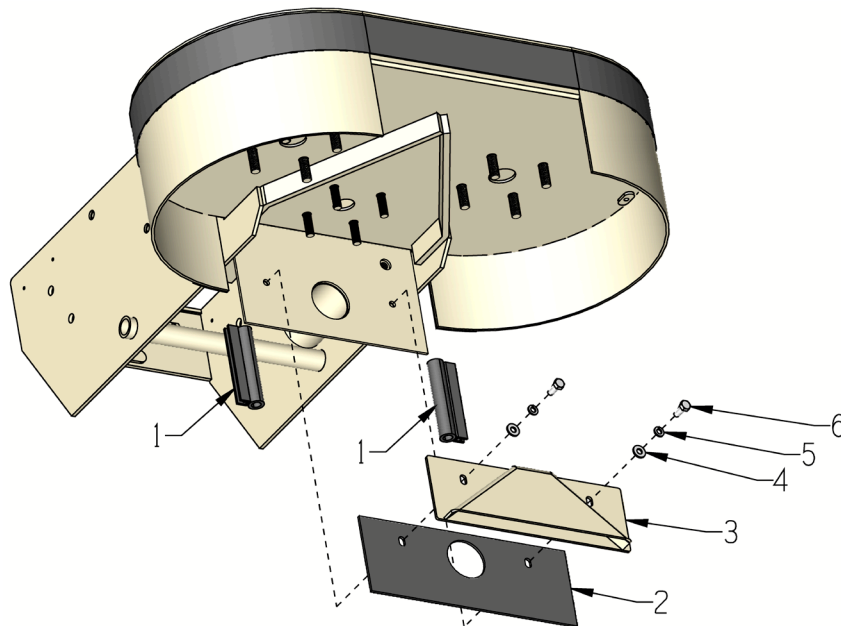
ILLUSTRATION 3: SKIRT, VACUUM PORT & WATER HOOK-UP GROUPING



**PARTS LISTING - ILLUSTRATION 3:
SKIRT, VACUUM PORT & WATER HOOK-UP GROUPING**

ITEM #	PART #	DESCRIPTION	QTY.
1	77529	RUBBER SKIRT 1/8 X 8 X 58 W/VELCRO	1
2	77556	VELCRO-HOOK ONLY 2" X 72" (NOTE: 1 PIECE CUT 57-1/4"L & 2 PIECES CUT 4-1/2"L)	1
3	77551	HOSE, FLEX 2"ID X 36"L, 2DHD	1
4	10766	CLAMP, HOSE, SAE #32, ADJ. TO 2-1/2	2
5	86347	BRACKET, MULTI-VAC PORT 2-3"	1
6	65021	CAP/PLUG 2" RED PLASTIC, FLANGED	1
7	10846	SCREW, CAP STSHW 1/4-20 X 5/8	2
8	10038	WASHER, LOCK 1/4 ZINC	2
9	11565	CLAMP, LOOM, 5/8" (REFER TO ILLUS. 6, ITEM 24)	1
10	10711A	VALVE & HOSE CONNECTOR ASSY.	1
11	50075	BARB, 3/8 HOSE X 1/4MPT (BRASS)	1
12	77521	HOSE 3/8"ID X 18"L, 2DHD & 2DP	1
13	10714	CLAMP, HOSE, SAE #4, ADJ. TO 5/8"	2
14	10694	BARB, 3/8HOSE X 1/8MPT	1
15	10772	ELBOW, STREET 1/8NPT X 45 (BRASS)	1

ILLUSTRATION 4: VACUUM BAFFLE WITH SEAL



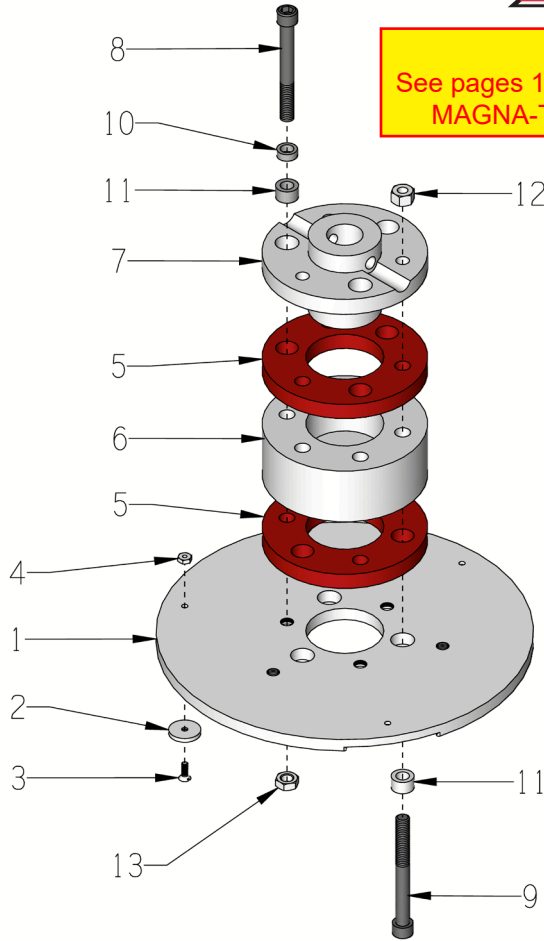
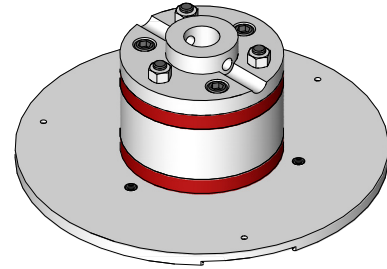
ITEM #	PART #	DESCRIPTION	QTY.
1	101294	SEAL, PUSH-ON 4", 2D-HD	2
2	77504	RUBBER SKIRT, REAR 1/8 X 4 X 11	1
3	101287	VACUUM BAFFLE WELDMENT, 2D-HD	1
4	10602	WASHER, FLAT 1/4 SAE ZINC	2
5	10038	WASHER, LOCK 1/4 ZINC	2
6	10018	SCREW, CAP 1/4-20 X 3/4 ZINC	2

**ILLUSTRATION 5:
STANDARD GRINDING DISC ASSEMBLY**



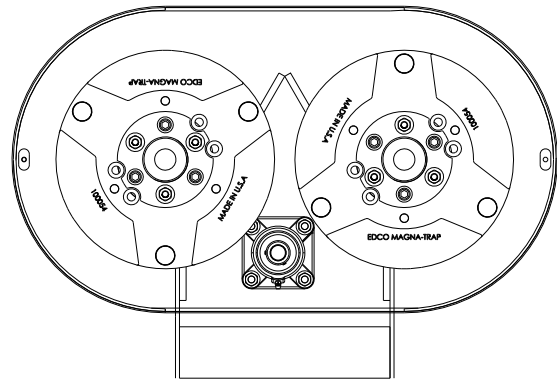
Note:
See pages 18 - 22 for available
MAGNA-TRAP® Tooling.

PART # 101201



DISC ARRANGEMENT

INSTALL DISC IN OPPOSITE DIRECTIONS
SO THEY PASS EACH OTHER AT THE
CENTER IN ALTERNATING SEQUENCE.



BOTTOM VIEW

ITEM #	PART #	DESCRIPTION	QTY.
1-13	101201	MT GRINDING DISC ASSEMBLY (*2 REQ'D./GRINDER)	2*
1	100054	10" UNIVERSAL MAGNA-TRAP DISC (INCLUDES MAGNETS)	1
2	36064	MAGNET, NEODYMIUM RING 7/8 X 1/8 (BOLT ON REPLACEMENT)	3
3	10647	SCREW, FLAT HD PHILLIPS 8-32 X 1/2	3
4	10462	NUT, KEPS LOCK 8-32 ZINC	3
5	100055	RING, RUBBER, 4-1/2"OD X 1/2"THK	2
6	100985	HUB SPACER, MAGNA-TRAP DISC, 2DHD	1
7	100057	HUB, GRINDER DISC	1
8	11855	SCREW, SKT. HD. CAP 3/8-24 X 3-1/4	3
9	11856	SCREW, SKT. HD. CAP 3/8-24 X 3-1/2	3
10	10113	SPACER, STEEL 9/16OD X 3/8ID X 7/32	3
11	10011	SPACER, STEEL 5/8OD X 3/8ID X 3/8T	6
12	10014	NUT, HEX 3/8-24 ZINC (SEE NOTE BELOW)	3
13	11725	NUT, HEX JAM 3/8-24 ZINC (SEE NOTE BELOW)	3

Note: After the screws (Items 8 & 9) have been installed and adjusted, red Loctite 262 is added on the end of the threads of these screws before the nuts (Items 12 & 13) are installed.

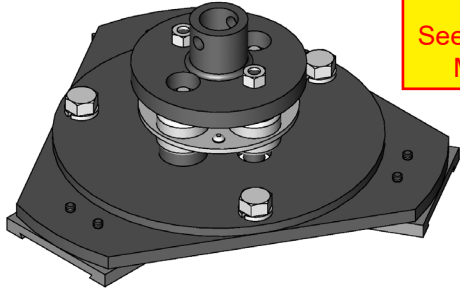
ILLUSTRATION 6: OPTIONAL POLISHING DISC ASSEMBLY

E-2DHDE-PL-0126

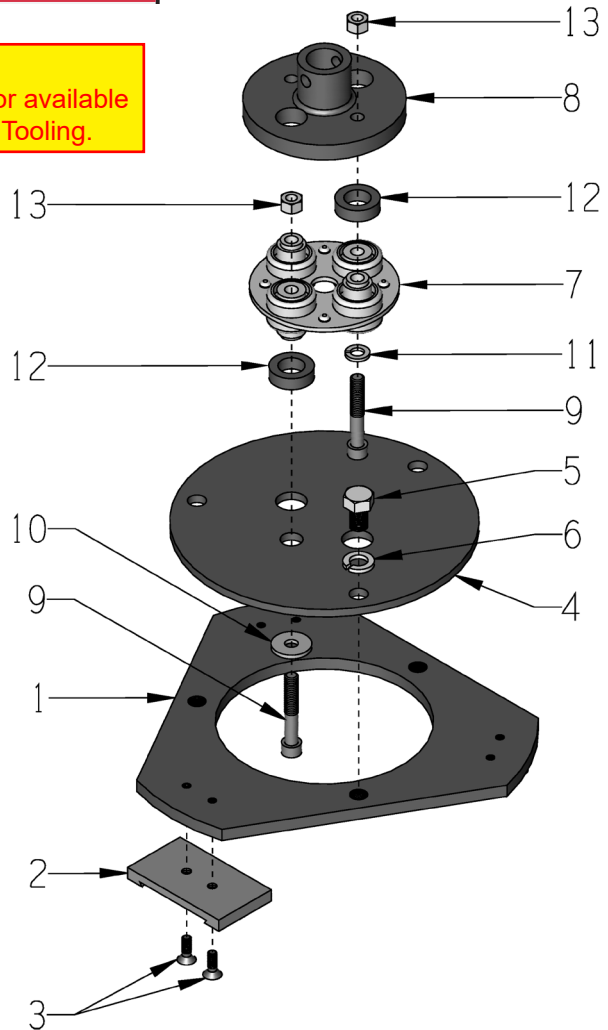
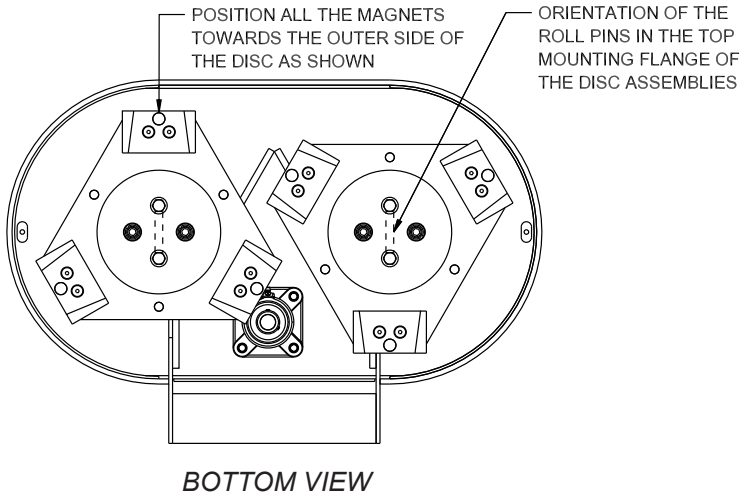


PART # 77535

Note:
See pages 18 - 22 for available
MAGNA-TRAP® Tooling.



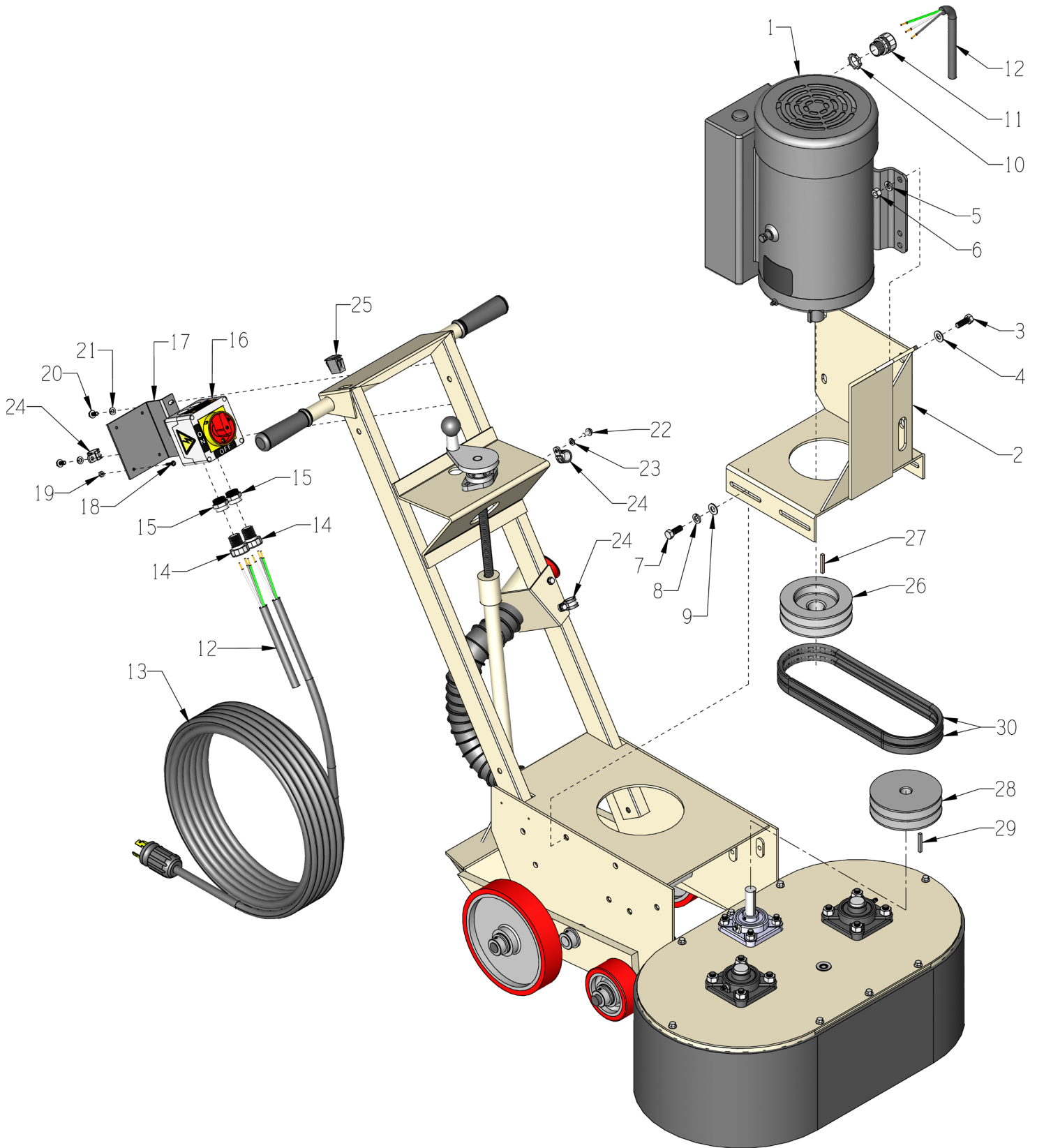
DISC ARRANGEMENT



ITEM #	PART #	DESCRIPTION	QTY.*
1-13	77535	POLISHING DISC ASSEMBLY, 2D-HDE/P	2*
1	75175	DISC ONLY, POLISHING, 2DHD	1
2	QC-HOLDER-EDCO	HOLDER, MAGNETIC QUICK CHANGE	3
3	10147	SCREW, FLAT HD SKT 1/4-20 X 3/4	6
4	L18567	DISC TOP PLATE, POLISHING	1
5	11614	SCREW, CAP 1/2-20 X 3/4 ZINC	3
6	10045	WASHER, LOCK 1/2 ZINC	3
7	86017	COUPLING, MORFLEX 402 CENTER	1
8	77518	FLANGE, MORFLEX COUPLING	1
9	10114	SCREW, SKT. HD. CAP 3/8-24 X 2-1/4	4
10	11695	WASHER, 1.100 X .406 X .120	2
11	10811	WASHER, LOCK 3/8 ZINC	2
12	86343	BUSHING, RUBBER 1-1/4 X 3/4 X 3/8	4
13	10004	NUT, HEX LOCK 3/8-24 ZINC	4

*NOTE: QUANTITIES ARE BASED ON 1 DISC ASSY. 2 DISC ASSY. ARE REQUIRED.

ILLUSTRATION 7: MOTOR & BELT DRIVE GROUPING FOR 5 HP 60 Hz UNITS



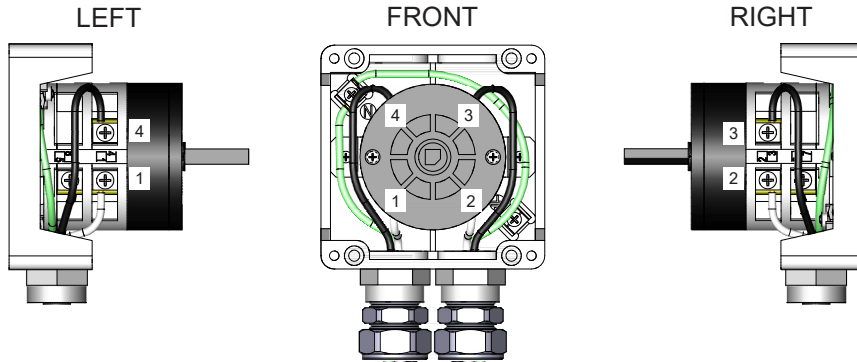
PARTS LISTING

ILLUSTRATION 7: MOTOR GROUPING FOR 5 HP 60 Hz UNITS

ITEM #	PART #	DESCRIPTION	QTY.
1	16043	MOTOR, BALDOR 5HP 1PH 60HZ 1725RPM	1
		<u>REPLACEMENT PARTS:</u>	
	16507	CAPACITOR, RUN, BALDOR OC3030F11 (30MFD 370V)	1
	16508	CAPACITOR, START, BALDOR EC1216C06 (216-259 MFD, 250V)	2
	16509	RESET BUTTON, BALDOR TPLED1027	1
2	77512	MOUNT, MOTOR, 2DHDE-5B	1
3	10021	SCREW, CAP 3/8-24 X 1 ZINC	4
4	10025	WASHER, FLAT 3/8 SAE ZINC	4
5	10811	WASHER, LOCK 3/8 ZINC	4
6	10014	NUT, HEX 3/8-24 ZINC	4
7	10055	SCREW, CAP 3/8-16 X 1 ZINC	4
8	10811	WASHER, LOCK 3/8 ZINC	4
9	10025	WASHER, FLAT 3/8 SAE ZINC	4
10	10790	CONDUIT LOCK NUT 1/2 NP (LOCATED INSIDE BOX)	1
11	41130	STRAIN RELIEF 1/2NPT X .550-.650"	1
12	77522	WIRE HARNESS 10/3 X 44"L 300V	1
13	101290	CORD 10/3 W/ PLUG, 50FT. 30A/250V	1
14	40066	STRAIN RELIEF 1/2NPT X .350-.450"	2
15	77043-1	SWITCH ADAPTER, PG16 TO 1/2"NPT	2
16	77043	SWITCH, ROTARY CAM ON/OFF	1
		<u>REPLACEMENT PARTS:</u>	
	77043-2	SWITCH HANDLE, PADLOCKABLE, LOVATO	1
	77043-4	GASKET RING, OPERATOR, LOVATO	1
17	77042	BRACKET, ROTARY CAM SWITCH	1
18	11663	SCREW, MACHINE 8-32 X 1/2 RHCD ZINC (LOCATED INSIDE SWITCH BOX)	4
19	10462	NUT, KEPS LOCK 8-32 ZINC	4
20	10846	SCREW, CAP STSHW 1/4-20 X 5/8	2
21	10038	WASHER, LOCK 1/4 ZINC	2
22	10846	SCREW, CAP STSHW 1/4-20 X 5/8	2
23	10038	WASHER, LOCK 1/4 ZINC	2
24	11565	CLAMP, LOOM, 5/8"	3
25	15204	PLUG, RECT. HOLE, PLASTIC SNAP-IN	1
26	77341	SHEAVE 5"OD X 2GR.B X 1-1/8"BORE	1
27	10115	KEY 1/4SQ X 2	1
28	77058	SHEAVE 5"OD X 2GR.B X 3/4"BORE	1
29	10016	KEY 3/16SQ X 1-1/2	1
30	10251	BELT B-34	2

WIRING ILLUSTRATION FOR SWITCH AND MOTOR JUNCTION BOX

#77043 SWITCH



#77522
WIRE HARNESS
10/3 CORD X 44" L 300V

#16509
BALDOR RESET BUTTON

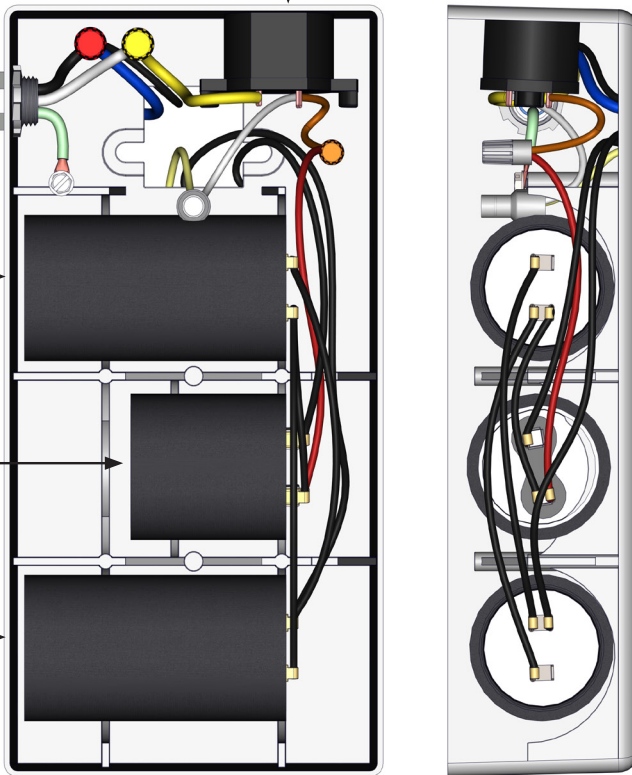
#101290
MOLDED LOCKING PLUG
W/ 50 FT. 10/3 CORD

NEMA L6-30P
30A / 250V

#16508
START CAPACITOR
BALDOR EC1216C06
216-259 MFD, 250V

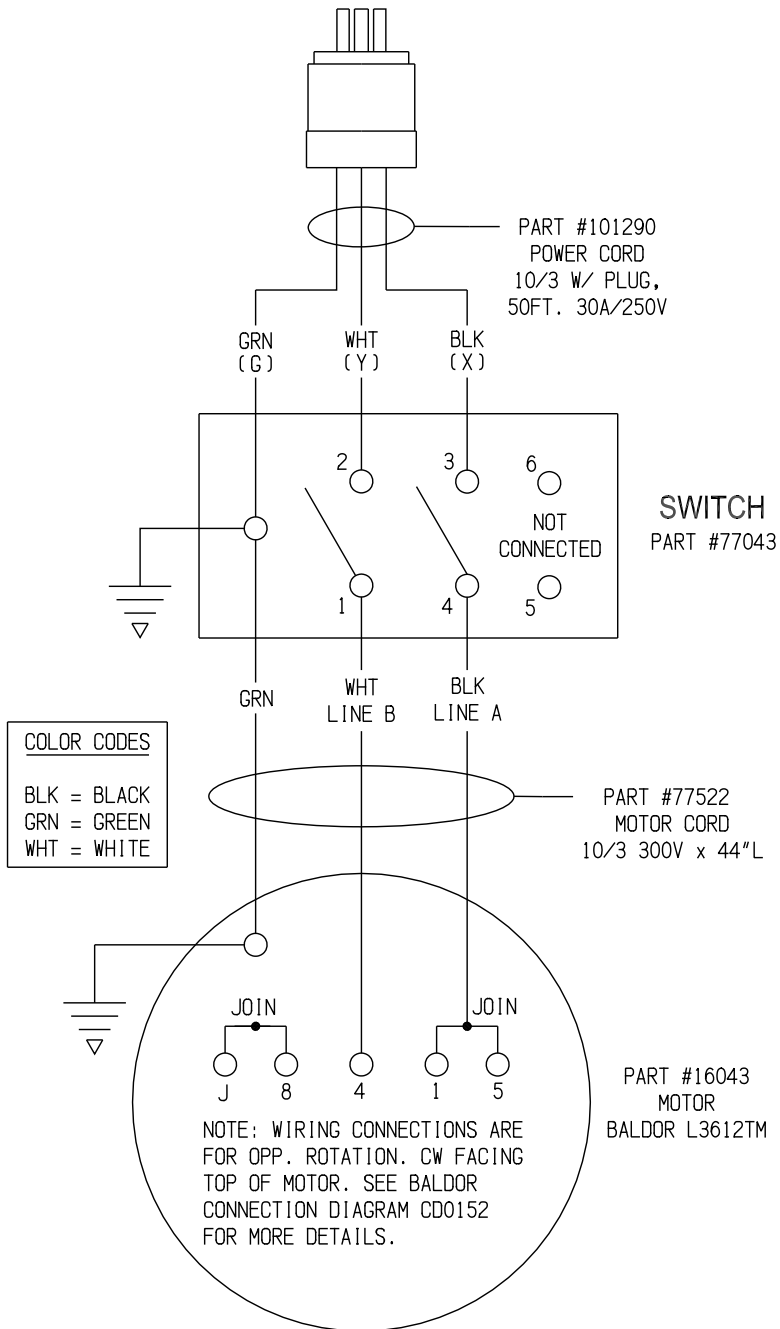
#16507
RUN CAPACITOR
BALDOR OC3030F11
30MFD 370V

#16508
START CAPACITOR
BALDOR EC1216C06
216-259 MFD, 250V




MOTOR JUNCTION BOX DETAIL

WIRING DIAGRAM FOR SWITCH



WIRING DIAGRAM FOR SINGLE-PHASE 60Hz MOTOR

BALDOR CAT. NO. L3612TM



DECAL SHEET P/N 92223-1

P/N 92223-1 Rev.J 2D-HDE, 2D-HDP 14 x 17 SHEET



WARNING: Cancer and Reproductive Harm. For more information, go to www.P65Warnings.ca.gov

RENTAL-TOUGH®



GROUND GROUND

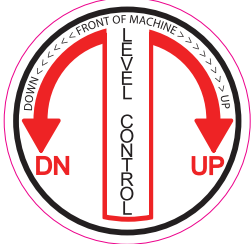
For OSHA Silica Compliance use with **EDCO** Vacuum

GREASE BEARINGS WEEKLY



WEIGHT 40 lbs.

GREASE BEARINGS WEEKLY




WEIGHT 40 lbs.















CAUTION
 GENERATOR SIZE REQUIREMENT
 RATE GENERATOR AT 3 TIMES MOTOR RATED HORSEPOWER











Gear Case is Pre-Lubricated with Lubriplate #630-2. Do Not add grease except when grinder undergoes repair.



exceeds 85dB(A)



ITEM	PART NUMBER / NAME	APPLICATION
1	 <p style="text-align: center;">12501LC</p> <p style="text-align: center;">MAGNA-BLADE COMPLETE, LEFT (Pack of 3)</p>	<p>Flaking Paint, Glue & Adhesives, Soft Thinset/Mortar, Industrial buildups, Foam rubber carpet backing -</p> <p style="text-align: center;">CSP Rating: 0 - Right-Hand for Dual Disc/Heavy Duty Grinders <i>Lasts 1 to 2 hours per side x8 sides</i></p>
	 <p style="text-align: center;">12501RC</p> <p style="text-align: center;">MAGNA-BLADE COMPLETE, RIGHT (Pack of 3)</p>	
3	 <p style="text-align: center;">300101</p> <p style="text-align: center;">PRO TUNGsert III, 8 SIDED CARBIDE (Pack of 6)</p>	<p>Replacement Pack for the Magna-Blade -</p> <p style="text-align: center;">CPS Rating: 0 - Lasts 1 to 2 hours per side x8 sides</p>
	 <p style="text-align: center;">QC2S-SC-0018</p> <p style="text-align: center;">DYMA-SEGS 18 GRIT YELLOW, SOFT CONCRETE (Pack of 3)</p>	
5	 <p style="text-align: center;">QC2S-MC-0018</p> <p style="text-align: center;">DYMA-SEGS 18 GRIT GREY, MEDIUM CONCRETE (Pack of 3)</p>	<p>General Purpose Concrete Grinding, Coating Removal and Prep for Coatings -</p> <p style="text-align: center;">CSP Rating: 2</p>
	 <p style="text-align: center;">QC2S-HC-0018</p> <p style="text-align: center;">DYMA-SEGS 18 GRIT RED, HARD CONCRETE (Pack of 3)</p>	
6	 <p style="text-align: center;">QC2S-HC-0018</p> <p style="text-align: center;">DYMA-SEGS 18 GRIT RED, HARD CONCRETE (Pack of 3)</p>	<p>High PSI/Non-Abrasive Concrete Grinding, Non-Abrasive Coating Removal -</p> <p style="text-align: center;">CSP Rating: 2</p>
7	 <p style="text-align: center;">QC2B-SC-0030</p> <p style="text-align: center;">DOUBLE DYMA DOTS 30 GRIT YELLOW, SOFT CONCRETE (Pack of 3)</p>	<p>Soft/Abrasive Concrete, Asphalt Grinding. Green Concrete (Less than 28 days old), Abrasive coating removal -</p> <p style="text-align: center;">CSP Rating: 1-2</p>
	 <p style="text-align: center;">QC2B-MC-0030</p> <p style="text-align: center;">DOUBLE DYMA DOTS 30 GRIT GREY, MEDIUM CONCRETE (Pack of 3)</p>	
9	 <p style="text-align: center;">QC2B-HC-0030</p> <p style="text-align: center;">DOUBLE DYMA DOTS 30 GRIT RED, HARD CONCRETE (Pack of 3)</p>	<p>High PSI/Non-Abrasive Concrete Grinding, Non-Abrasive Coating Removal -</p> <p style="text-align: center;">CSP Rating: 1-2</p>
	 <p style="text-align: center;">QC2B-SC-0070</p> <p style="text-align: center;">DOUBLE DYMA DOTS 70 GRIT YELLOW, SOFT CONCRETE (Pack of 3)</p>	
11	 <p style="text-align: center;">QC2B-MC-0070</p> <p style="text-align: center;">DOUBLE DYMA DOTS 70 GRIT GREY, MEDIUM CONCRETE (Pack of 3)</p>	<p>General Purpose Concrete Grinding, Coating Removal and Prep for Coatings -</p> <p style="text-align: center;">CSP Rating: 1-2</p>
	 <p style="text-align: center;">QC2B-HC-0070</p> <p style="text-align: center;">DOUBLE DYMA DOTS 70 GRIT RED, HARD CONCRETE (Pack of 3)</p>	
12	 <p style="text-align: center;">QC2B-HC-0070</p> <p style="text-align: center;">DOUBLE DYMA DOTS 70 GRIT RED, HARD CONCRETE (Pack of 3)</p>	<p>High PSI/Non-Abrasive Concrete Grinding, Non-Abrasive Coating Removal -</p> <p style="text-align: center;">CSP Rating: 1-2</p>

ITEM	PART NUMBER / NAME	APPLICATION
13		Soft/Abrasive Concrete, Asphalt Grinding, Green Concrete (Less than 28 days old), Abrasive coating removal - CSP Rating: 1-2
	QC2B-SC-0120 DOUBLE DYMA-DOTS 120 GRIT YELLOW, SOFT CONCRETE (Pack of 3)	
14		General Purpose Concrete Grinding, Coating Removal and Prep for Coatings - CSP Rating: 1-2
	QC2B-MC-120 DOUBLE DYMA DOTS 120 GRIT GREY, MEDIUM CONCRETE (Pack of 3)	
15		High PSI/Non-Abrasive Concrete Grinding, Non-Abrasive Coating Removal - CSP Rating: 1-2
	QC2B-HC-120 DOUBLE DYMA DOTS 120 GRIT RED, HARD CONCRETE (Pack of 3)	
16		Soft/Abrasive Concrete, Asphalt Grinding, Green Concrete (Less than 28 days old), Abrasive coating removal - CSP Rating: 1-2
	M501SC	
17		General Purpose Concrete Grinding, Coating Removal and Prep for Coatings - CSP Rating: 1-2
	M501MC	
18		Removing Industrial Coverings, Water Proofing Membrane, Cool Deck, Thick Epoxies with Scarifices backing bar. - CSP Rating: 2-3
	QC-PCD1-LB DYMA-PCD W/ BACKER LEFT, BLUE (Pack of 3)	
19		Removing Industrial Coverings, Water Proofing Membrane, Cool Deck, Thick Epoxies with Sacrifice Backing Bar. - CSP Rating: 2-3 <i>Right Hand Accessory for Dual Disc/Heavy Duty Grinder.</i>
	QC-PCD-1-B DYMA-PCD W/ BACKER RIGHT, BLACK (Pack of 3)	
20		Stripping Industrial Coverings, Water-Proofing Membrane, Cool Deck, Thick Epoxies
	M401PL ECONOMY REMOVE BLISTER LEFT	
21		Stripping Industrial Covering, Water-Proofing Membrane, Cool Deck, Thick Epoxies - Right Hand Accessory for Dual Disc/Heavy Duty Grinder
	M401PR ECONOMY REMOVE BLISTER RIGHT	
22		Aggressive Material Stripping. Dyma-Sharps Strip and Grind Concrete in one Step while minimizing floor damage, making them great for quick surface prep - CSP Rating: 1
	QC2V-MC-0030 DYMA-SHARPS, 30 GRIT, MEDIUM CONCRETE (Pack of 3)	



ITEM	PART NUMBER / NAME	APPLICATION
23	 QCAR-MC-0030 DYMA- ARROW 30 GRIT, LEFT, GREY, MEDIUM CONCRETE (Pack of 3)	Great for hard glue removal, coatings removal, and fast concrete grindings. Creates smooth surfaces and preps concrete while removing coatings in one step. Designed to tear and pull away light coverings. - CSP Rating: 1- 2
	 QCAR - MC-0030-R DYMA- ARROW 30 GRIT, RIGHT, BLACK, MEDIUM CONCRETE (Pack of 3)	
24	 QCAR-SC-0030-L DYMA- ARROW 30 GRIT, LEFT, YELLOW, SOFT CONCRETE (Pack of 3)	Great for hard glue removal, coatings removal, and fast concrete grindings. Creates smooth surfaces and preps concrete while removing coatings in one step. Designed to tear and pull away light coverings. - CSP Rating: 1- 2
	 QCAR-SC-0030-R DYMA- ARROW 30 GRIT, RIGHT, GREEN, SOFT CONCRETE (Pack of 3)	
25	 QCPK-MC-0030-L DYMA-PEAK LEFT, GREY (Pack of 3)	These are designed to grind/remove concrete aggressively while leaving minimal damage to the floor. - CSP Rating: 1
	 QCPK-MC-0030-R DYMA-PEAK RIGHT, BLACK (Pack of 3)	
26	 QC2S-RA-0030 DYMA-RAPIDA, EXTREMELY HARD CONCRETE (Pack of 3)	Perfect for hard troweled concrete with water solvent based curing agents. Keeps diamonds from overheating and glazing, ensuring smooth grinding and consistent production, whether wet or dry, when other soft bond tools fail. - CSP Rating: 1-2
	 XL2B-SC-0030 XL DOUBLE DYMA-DOTS 30 GRIT YELLOW, SOFT CONCRETE (Pack of 3)	
27	 XL2B-MC-0030 XL DOUBLE DYMA-DOTS 30 GRIT GREY, MEDIUM CONCRETE (Pack of 3)	30% Larger Segments - Lasts 30% Longer. Soft/Abrasive Concrete, Asphalt Grinding, Green Concrete (Less than 28 days old) Abrasive coatings removal. - CSP Rating: 1-2
	 XL2B-HC-0030 XL DOUBLE DYMA-DOTS 30 GRIT RED, HARD CONCRETE (Pack of 3)	
28	 XL2B-HC-0030 XL DOUBLE DYMA-DOTS 30 GRIT RED, HARD CONCRETE (Pack of 3)	30% Larger Segments - Lasts 30% Longer. High PSI/Non Abrasive Concrete Grinding, Non-Abrasive Coating Removal. CSP Rating: 1-2
	 XL2B-HC-0030 XL DOUBLE DYMA-DOTS 30 GRIT RED, HARD CONCRETE (Pack of 3)	

ITEM	PART NUMBER / NAME	APPLICATION
33	 XL2S-MC-0006	30% Larger Segments - Lasts 30% Longer. General Purpose Concrete Grinding. Coating Removal and Prep for Coatings. - CSP Rating: 2
	XL DYMA-SEG 6 GRIT , GREY, MEDIUM (Pack of 3)	
34	 XL2S-SC-0018	30% Larger Segments - Lasts 30% Longer. Soft/Abrasive Concrete/As- phalt Grinding. Green Concrete (Less than 28 Days Old) Abrasive Coating Removal. - CSP Rating: 2
	XL DYMA-SEG 18 GRIT , YELLOW, SOFT (Pack of 3)	
35	 XL2S-MC-0018	30% Larger Segments- Lasts 30% Larger General Purpose Concrete Grinding. Coating Removal and Prep for Coatings - CSP Rating: 2
	XL DYMA-SEG 18 GRIT , GREY, MEDIUM (Pack of 3)	
36	 XL2S-HC-0018	30% Larger Segments- Lasts 30% Larger High PSI/Non-Abrasive Concrete Grinding, Non-Abrasive Coating Removal - CSP Rating: 2
	DYMA-SEG 18 GRIT, RED, HARD CONCRETE (Pack of 3)	
37	 QC1B-SC-0030	Abrasive Concrete/Asphalt and New Concrete - (Less than 28 Days Old) - CSP Rating: 1
	SINGLE DYMA-DOT 30 GRIT YELLOW, SOFT CONCRETE (Pack of 3)	
38	 QC1B-MC-0030	General Purose Concrete Grinding. Coating Rval and Prep for New Coatings. - CSP Rating: 1
	SINGLE DYMA-DOT 30 GRIT GRAY, MEDIUM CONCRETE (Pack of 3)	
39	 QC1B-HC-0030	Non Abrasive or High PSI Concrete Grinding, Non-Abrasive Coating Removal - CSP Rating: 1
	SINGLE DYMA-DOT 30 GRIT RED, HARD CONCRETE (Pack of 3)	
40	 QC-PCD1-L	Aggressive Removal of Industrial Coverings. Water-Proofing Membrane, Cool Deck, Thick Epoxies - CSP Rating: 2 - 3
	DYMA-PCD LEFT, BLUE (Pack of 3)	
41	 QC-PCD1	Aggressive Removal of Industrial CoatinGS, Water Proofing Membrane, Cool Deck, Thick Epoxies - CSP Rating: 2 - 3 <i>Right Hand Accessory for Dual Disc/Heavy Duty Grinder.</i>
	DYMA-PCD RIGHT, BLACK (Pack of 3)	
42	 QC2C-PCD	Ideal for Hard Coatings and Glue Removal. Leaves a Relatively light texture, similar to a Shot Blast Finish CSP Rating: 3
	DYMA-CRUSH (Pack of 3)	
43	 QC-SPIKES	Bush Hammer Design to Prep Surfaces for Epoxy Coatings, Self Level- ing, or Polymer Overlays. Also Works for the Removal of Thin Coatings. Use on Dual Disk EDCO Grinders - CSP Rating: 3
	MAGNA SPIKES (Each)	

ITEM	PART NUMBER / NAME	APPLICATION
44	 MRPTD7630	3" 30 GRIT PREMIUM METAL RESIN PUCK VELCRO BACK (Each)
45	 MRPTD7650	3" 50 GRIT PREMIUM METAL RESIN PUCK VELCRO BACK (Each)
46	 MRPTD76100	3" 100 GRIT PREMIUM METAL RESIN PUCK VELCRO BACK (Each)
47	 MRPTD76200	3" 200 GRIT PREMIUM METAL RESIN PUCK VELCRO BACK (Each)
48	 MRPTD76400	3" 400 GRIT PREMIUM METAL RESIN PUCK VELCRO BACK (Each)
49	 PTD7630	3" 30 GRIT PREMIUM RESIN PUCK VELCRO BACK (Each)
50	 PTD7650	3" 50 GRIT PREMIUM RESIN PUCK VELCRO BACK (Each)
51	 PTD76100	3" 100 GRIT PREMIUM RESIN PUCK VELCRO BACK (Each)
52	 PTD76200	3" 200 GRIT PREMIUM RESIN PUCK VELCRO BACK (Each)
53	 PTD76400	3" 400 GRIT PREMIUM RESIN PUCK VELCRO BACK (Each)
54	 PTD76800	3" 800 GRIT PREMIUM RESIN PUCK VELCRO BACK (Each)
55	 PTD761500	3" 1500 GRIT PREMIUM RESIN PUCK VELCRO BACK (Each)
56	 PTD763000	3" 3000 GRIT PREMIUM RESIN PUCK VELCRO BACK (Each)
57	 QC-AD-3-EDCO	VELCRO ADAPTER FOR 3" RESIN PUCKS (Each)

LIMITED EQUIPMENT WARRANTY OF SALE

Equipment Development Company, Inc. herein referred to as EDCO (Seller) warrants that each new unit manufactured by EDCO to be free from defects in material and workmanship in normal use and service for a period of (1) one year (except for the cutter drum assembly on all model concrete/asphalt planers AND the chisel head assembly on all model ALR's & ALR-BS in which case the warranty period shall be 90 days) from date of shipment to the original retail or equipment rental center owner.

Accessories or equipment furnished and installed on the product by EDCO but manufactured by others, including, but not limited to engines, motors, electrical components, transmissions etc., shall carry the accessory manufacturers own warranty.

EDCO will, at its option, repair or replace, at the EDCO factory or at a point designated by EDCO, any part which shall appear to the satisfaction of EDCO inspection to have been defective in material or workmanship.

EDCO reserves the right to modify, alter and improve any part or parts without incurring any obligation to replace any part or parts previously sold without such modified, altered or improved part or parts.

This warranty is in lieu of and excludes all other warranties, expressed, implied, statutory, or otherwise created under applicable law including, but not limited to the warranty of merchantability and the warranty of fitness for a particular purpose in no event shall seller or the manufacturer of the product be liable for special, incidental, or consequential damages, including loss of profits, whether or not caused by or resulting from the negligence of seller and/or the manufacturer of the product unless specifically provided herein. In addition, this warranty shall not apply to any products or portions thereof which have been subjected to abuse, misuse, improper installation, maintenance, or operation, electrical failure or abnormal conditions and to products which have been tampered with, altered, modified, repaired, reworked by anyone not approved by seller or used in any manner inconsistent with the provisions of the above or any instructions or specifications provided with or for the product.

TERMS AND CONDITIONS

(NOT APPLICABLE TO SALES THROUGH AUTHORIZED DISTRIBUTION)

FORCE MAJEURE

Seller's obligation hereunder are subject to, and Seller shall not be held responsible for, any delay or failure to make delivery of all or any part of the Product due to labor difficulties, fires, casualties, accidents, acts of the elements, acts of God, transportation difficulties, delays by a common carrier, inability to obtain Product, materials or components or qualified labor sufficient to timely perform part of or all of the obligations contained in these terms and conditions, governmental regulations or actions, strikes, damage to or destruction in whole or part of manufacturing plant, riots, terrorist attacks or incidents, civil commotions, warlike conditions, flood, tidal waves, typhoon, hurricane, earthquake, lightning, explosion or any other causes, contingencies or circumstances within or without the United States not subject to the Seller's control which prevent or hinder the manufacture or delivery of the Products or make the fulfillment of these terms and conditions impracticable. In the event of the occurrence of any of the foregoing, at the option of Seller, Seller shall be excused from the performance under these Terms and Conditions, or the performance of the Seller shall be correspondingly extended.

This document sets forth the terms and conditions pursuant to which the purchaser ("Purchaser") will purchase and Equipment Development Co. Inc. ("Seller") will sell the products, accessories, attachments (collectively the Products) ordered by the Purchaser. These terms and conditions shall govern and apply to the sale of Seller's Products to Purchaser, regardless of any terms and conditions appearing on any purchase order or other forms submitted by Purchaser to Seller, or the inconsistency of any terms therein and herein.

1. PRICE

All prices set forth on any purchase order or other document are F.O.B. Sellers facility or distribution point, as may be determined by Seller (F.O.B. Point). All prices are exclusive of any and all taxes, including, but not limited to, excise, sales, use, property or transportation taxes related to the sale or use of the Products, now or hereafter imposed, together with all penalties and expenses. Purchaser shall be responsible for collecting and/or paying any and all such taxes, whether or not they are stated in any invoice for the Products. Unless otherwise specified herein, all prices are exclusive of inland transportation, freight, insurance and other costs and expenses relating to the shipment of the Products from the F.O.B. point to Purchaser's facility. Any prepayment by Seller of freight insurance and other costs shall be for the account of Purchaser and shall be repaid to Seller.

2. PAYMENT TERMS

Payment terms are as follows. 2% 10 days (to approved and qualified accounts). Net 30 days. This is a cash discount for invoices paid within 10 days after the invoice date, regardless of date of receipt of shipment. This is not a trade discount and will not be granted to accounts that do not adhere to stated terms.

*All past due accounts are subject to a late payment fee of 1.5% per month or a maximum allowed by law if different, along with the expenses incidental to collection including reasonable attorney's fees and costs.

*Seller reserves the right to hold shipments against past due accounts.

*Seller reserves the right to alter payment terms.

3. FREIGHT TERMS

All shipments will be made F.O.B. shipping point as designated in these Terms and Conditions, and title shall pass at the F.O.B. point. Delivery to the initial common carrier shall constitute delivery to the Purchaser. Any claims for loss or damage during shipment are to be filed with carrier by the Purchaser. Seller will not assume responsibility for the performance of the carrier.

Back orders will be shipped in the most practical fashion with charges consistent with our freight policy established with the original order. UPS, FED EX, MAIL or shipments by other couriers are subject to the same terms and conditions as outlined in paragraph #3 "Freight Terms".

4. DELIVERY, DAMAGES, SHORTAGES

Seller shall use reasonable efforts to attempt to cause the Products to be delivered as provided for in these Terms & Conditions. Delivery to the initial common carrier shall constitute the delivery to the Purchaser. Seller's responsibility, in so far as transportation risks are concerned ceases upon the delivery of the Products in good condition to such carrier at the F.O.B. point and all the Products shall be shipped at the Purchaser's risk. Seller shall not be responsible or liable for any loss of income and/or profits, or incidental, special, consequential damages resulting from Seller's delayed performance in shipment and delivery.

5. RETURN OF DEFECTIVE PRODUCTS

Defective or failed material shall be held at the Purchaser's premises until authorization has been granted by Seller to return or dispose of Products. Products that are to be returned for final inspection must be returned Freight Prepaid in the most economical way. Credit will be issued for material found to be defective upon Seller's inspection based on prices at time of purchase.

6. PRODUCTS ORDERED IN ERROR

Products may be returned, provided that claim is made and Seller is notified within 7 days of receipt of Products, and the Products are in original buyer's possession not more than 30 days prior to return, subject to Seller's approval. If Products are accepted for return, they must be Freight Prepaid and buyer will be charged a minimum of 15% restocking charge, plus a charge back for outbound freight charges if the original order was shipped prepaid. Returns are not accepted for any Products that are specifically manufactured to meet the buyer's requirement of either specifications or quantity.

AGREEMENTS

These Terms and Conditions constitute the entire agreement between Seller and Purchaser as it relates to terms and conditions of sale, and supersedes any and all prior oral or written agreements, correspondence, quotations or understandings heretofore in force between the parties relating to the subject matter hereof. There are no agreements between Seller and Purchaser with respect to the Product herein except those specifically set forth in and made part of these terms and conditions. Any additional terms, conditions and/or prices are rejected by Seller.

These terms and conditions may be modified, cancelled or rescinded only by a written agreement of both parties executed by their duly authorized agents.

USE ONLY GENUINE EDCO PARTS & ACCESSORIES

For your own safety, the safety of others and the life of your machine.


SUBMIT ALL WARRANTY CLAIMS AT:

www.edcoinc.com/customer-support



BEFORE USING THIS PRODUCT

Have You Used EDCO's Online Customer Support??



Scan This QRC or Visit
www.edcoinc.com/customer-support



READ: **EDCO Owner's Manuals and Parts Listings** share basic information and parts of each product. Download and print them whenever needed.



WATCH: **EDCO Product Training Videos** show how to use products, install tooling, and perform basic maintenance.



Example Only

FIND: Somewhere on this product is an **EDCO QRC Training Decal**. Scanning this code provides owner's information, videos, and other training content anywhere/anytime on your mobile device.



JOIN: **EDCOed.com** is a free, 24-hour training space. Each certification track focuses on a specific EDCO product group. The information in these tracks help businesses be successful with those products.

EDCO is always updating online training / information so you always have the most recent content.

Also see Operator's Safety & Limited Warranty Manual

Equipment Development Co., Inc. • 800.638.3326 • techsupport@edcoinc.com